


End of the Day

10 inch finished (10 ½ inches edge to edge)



No Contrary Wife here, just a girl who likes to Party. Fin and Ophelia settled on another half an hour of Party, then decided to call it a day – well into the night.

It's been a dramatic day – full of love, support and good times. Fin and Phe are now an official couple and will start their wonderful new life tomorrow – tonight there is time for other stuff!

Meanwhile, it's not just the end of the Day for James and Agnes, but the end of another phase in their life. Now they are officially in-laws, maybe to be grandparents too some day – a whole new time of life. In the meantime it's back to gardening and quilting for Agnes, and James will find his world gets back to normal soon.

This block was known as Contrary wife in 1945, but by the name "A Whirligig for your child" in 1956. It's a bit wasteful, but the end result is quite dramatic.

Bright Blue – 1 strip 3 inches wide - you will need about 24 inches of each strip
1 strip 3 3/8 inches wide

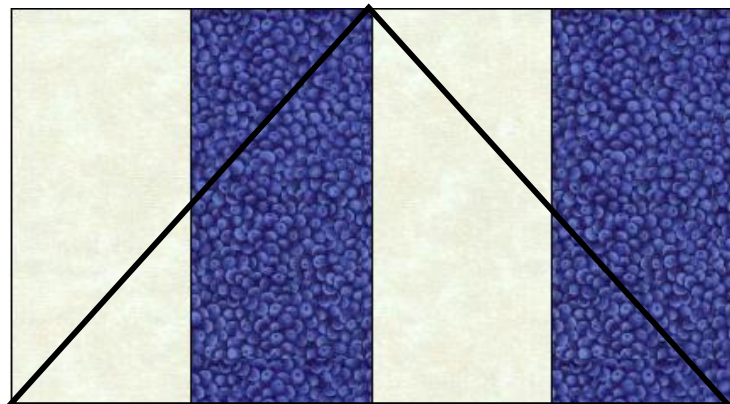
White – 1 strip 3 inches wide
1 strip 3 3/8 inches wide

Sew the following strata:


3 3/8 White	3 inch Blue	3 inch White	3 3/8 inch Blue
-------------	-------------	--------------	-----------------

Now it gets a little tricky - Cut the strips into four 5 ¾ inch sections.

Cut each section into a quarter triangle by cutting on a 45 degree diagonal line from the lower corners into the centre. Lay the 45 degree mark on your ruler along the bottom of the section, and cut at a 45 degree angle. Do this with the other 45 degree line, and you should have a triangle.



Sew each pair of triangles together as shown, matching the centre seam.



Sew your two sections together and you are good to go!