


# Annie's Choice

8 inches finished (8 ½ inches edge to edge)



This one is for Anne Malo and Anne Simons. The block first appeared Practical Needlework with Clara Stone about 1906. It was also called Anna's Choice by the Kansas City Star in 1941, Arrow Point in 1938, Constellation in Q Book 109 Early American Quilts, Margaret's Choice by the Ladies Art Company in 1922 and Pieces Star in Q Book 109 Early American Quilts about 1938.

The diagram I have shows it done as 16 half square blocks, so that's the way we will do it!


The cherry trees should be in blossom now - let's do this one in pinks with green for the leaves.

## Cutting:

For the background and each of the three colours, cut the following:

4 - 3 inch squares

## Your Fabrics




Draw a diagonal line on all the back of background squares and the lighter pink ones.

Make the half square triangle blocks by laying one colour square right sides together with a second square. Sew ¼ inch on either side of the line, then cut on the line. You will now have two half square blocks. You will need to do this twice to make four of each combination.

Make the following:




Background/green



green/light pink



light pink/dark pink



dark pink/background

SQUARE UP YOUR SQUARES TO 2 ½ inches! This is very important –you do want your square to finish the same size as all the others!

Now, just lay out the squares as shown in the diagram and sew to it!

**Anne Malo** was born in Kamloops, and she says “My best friend Yvonne introduced me to the “Log Cabin In A Day” pattern back in the early 1980’s. It took me more than a day, but with my dear Mom’s guidance (she’d been a quilter since the age of 4 and was thrilled that I finally showed interest in my mid-twenties) I finished the quilt the year that I started it.” Anne supports her quilting habit as a secondary school teacher-librarian, and she says she can’t quit her day job yet! She says “I have a small family: myself, hubby Brett, and teenage daughter Breanne. However, we have a large extended family who live in parts of Canada, England, and France. I am most proud of my daughter. In my quilting life – my stained glass dragonfly wall hanging quilt. And, I’m still very proud of the trophy I won a few years back for another hobby: drag racing!

**Anne Simons** was born in the Netherlands, and her extended family is still there. She supports her quilting with her positions helping disabled adults. She has worked with one lady for some years and is very proud of the fact that she has helped her find herself in the world, leaving an institution for the first time into Anne’s care. Anne has helped her find a voice (literally – as she was instrumental in getting a talking computer that has enabled her to speak for the first time). Anne has concocted some unique clothing and coverings that have enabled her to go out into the world in all weather, well protected in her wheel chair. Watch for Annie and her charge in the mall some days – or on other outings into the world. Anne has always sewn, and was introduced to quilting by Lyn King and Tricia Duff!