

STARRY NIGHT


Cutting instructions:

Black Print 1 - 6 1/2" square

White 2 - 6" squares

Off white print:

Gray print: 2 - 6" squares






Instructions:

Half Square Triangles:

You will need all 6 of your 6" squares and put the following right sides together:

White & Off white
White & Gray
Off white & gray



Sew 1/4" around all outside edges and then cut diagonally both ways for 4 half square triangles. Square these up to 3 1/2".

Layout your blocks per picture below. Sew together in rows. Then sew rows together.



Square to 12 1/2"