


# Snowball Nine Patch



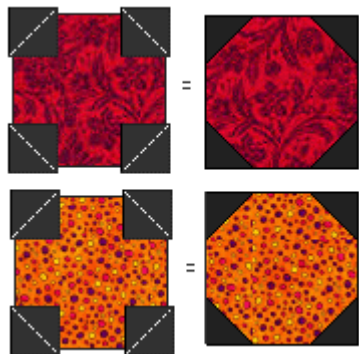
## \*\* Supplies List \*\*

- Color 1** Color 1 (bright tone on tone) needs: one 6- 1/2" square AND two 2- 1/2" x 6" strips
- Color 2** Color 2 (bright tone on tone) needs: one 6- 1/2" square AND one 2- 1/2" x 11" strip
- Color 3** Color 3 (black) needs: one 2- 1/2" x 21" strip AND one 2- 1/2" x 6" strip AND two 2- 1/2" x 11" strips

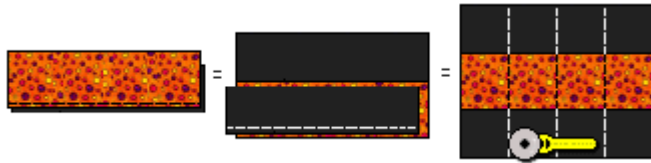
## \*\* Preparing the Pieces and Sewing the Block \*\*



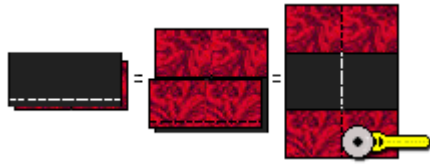
Start by marking and cutting the Color 3 - 2-1/2" x 21" strip into eight 2-1/2" squares...



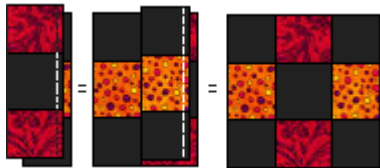
To make the Snowball units, lay one of the Color 3 2-1/2" square lined up with one corner of the Color 1 6-1/2" squares, edges aligned and right sides together. Draw a diagonal line on the back of the small square, and sew ON this diagonal line. Cut off the excess seam allowance, leaving 1/4". Press the remaining seam allowance towards the outside. Repeat this with the opposite corner, and then again with the two remaining corners. Repeat the same procedure with the last four Color 3 squares and the Color 2 - 6-1/2" square...




Next sew the Color 2 - 2-1/2" x 11" strip to one Color 3 - 2-1/2" x 11" strip, right sides together. Press the seam allowance towards the darker fabric. Add another Color 3 - 2-1/2" x 11" strip to the other side of the Color 2 strip, again pressing towards the darker fabric. Cut this unit at 2-1/2" intervals to make four strips...




Next sew a Color 3 - 2-1/2" x 6" strip right sides together to a Color 1 2-1/2" x 6" strip. Press seam allowance towards the darker fabric. Add another Color 1 - 2-1/2" x 6" strip to the other side of the Color 3 strip, again pressing towards the darker fabric. Cut this unit at 2-1/2" intervals to make two two-color units...



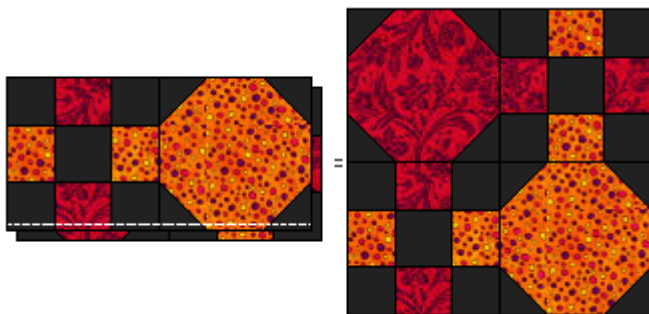
Now sew a Color 1 / Color 3 combo unit to a Color 2 / Color 3 combo unit, right sides together. Press seam allowance to one side. Add another Color 2 / Color 3 combo unit to the other side of the one just sewn on, pressing in the opposite direction. Make another Nine Patch unit like this...



Join one Nine Patch to the Color 1 Snowball unit, right sides together. Press seam allowance towards the Snowball unit...



Then join the Color 2 Snowball to the remaining Nine Patch, pressing seam allowance towards the Snowball unit...



Next, sew the two previously made units together, to make the block!

Square up to 12 1/2".

All done!! Good Job!!