

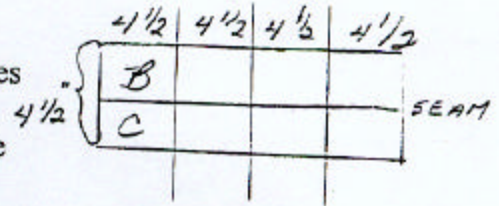
JUNE B.O.M. - MONKEY WRENCH

SIZE - 12 1/2 INCH

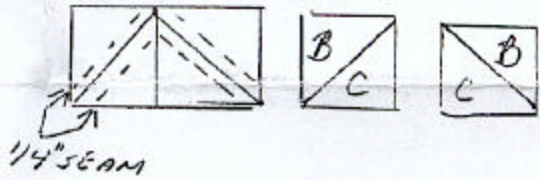


- FABRICS**
- Fabric A – fussy cut one 4 1/2 inch square design fabric
 - Fabric B – Background-muslin
 - Fabric C – Focus Fabric your choice of colour
 - RTS – right sides together


Fabric B – Background muslin – cut one piece 2 1/2 X 19 inches
 Fabric C – Focus Fabric – cut one piece 2 1/2 X 19 inches
 Sew RST across the width, press seams toward the darker side
 Cut into four 4 1/2 inch squares



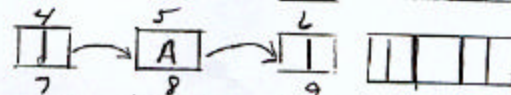
Fabric B - cut one 5 X 10 inch
 Fabric C – cut one 5 X 10 inch
 On fabric B draw a line to divide the fabric into two pieces 5 X 5 each
 Draw diagonal lines on each of the 5 X 5 pieces corner to corner
 Fabric B & C - RST - Sew a 1/4 inch seam on both sides of the diagonal lines only
 Cut apart the two 5 X 5 pieces
 Cut apart on the diagonal lines
 Press seams to darker side
 Square up blocks to 4 1/2 inches each




Sew part 1, 2, & 3 together



Sew part 4, 5, & 6 together

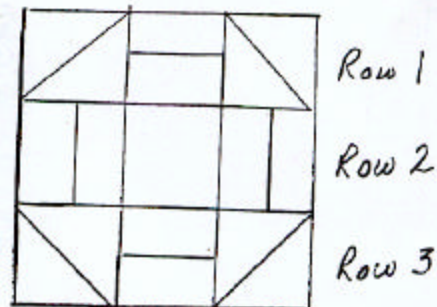


Sew part 7, 8, & 9 together



Sew row 1 to row 2

Sew row 2 to row 3



Congratulations – your block is finished
 Block should measure 12 1/2 X 12 1/2 inches