


Arkansas Traveler

The BOM is a 10 inch finished block.


(10 1/2 inches edge to edge)

There are many versions of the Arkansas Traveler, some of which seem totally unrelated. This version was first seen in the Ladies' Art Company Magazine of 1898. This is a very simple block, made even simpler with connector corners.



Colour the bock on the left with the colours you have chosen to help with the placement of the pieces.

In honour of Jane tonight, let's do the BOM in those lovely complementary colours, yellow and purple!




Cutting:

Finished Size	10 inch block	12 inch block
Edge to Edge	10 1/2 inches	12 1/2 inches
Background	8 - 2 1/4 by 5 1/2 in strips	8 - 2 1/2 by 6 1/2 in strips
Dark	4 - 2 by 5 1/2 in strips	4 - 2 1/2 by 6 1/2 in strips
Medium	16 - 2 1/4 in squares	16 - 2 1/2 in squares

Assembly:

1. Draw or press a diagonal line in each of the Medium squares.
2. Position a Medium square right side together on each end of the background strips, and sew along the diagonal line. Watch the placement of the diagonals.



3. Press the squares towards the outside edges of the strip, and trim the middle layer only - 1/4 inch from the sewing line. This will help stabilize the strip.
4. Now, simply sew the strips together to form the block!

This month's mystery sees Benni and Gabe, Emory and Elvia, and Dove and Isaac head for a big reunion in Sugartree Arkansas with the rest of Dove's family. Will Dove and her sister Garnet every stop competing? Will Emory convince Elvia to marry him? Will Isaac survive the war of the sisters? Oh, and will Benni and Gabe solve the murder of the mayors' troublesome son? Meet lots of Benni's childhood friends, and find out how rich Emory really is in "Arkansas Traveller".

If you have any problems, please don't hesitate to call Lyn at 421-1357 or come to the Drop-In on Saturday, April 30th at 1133 Pipeline Rd. Coquitlam