

# Dreaming of Mary Ellen

Block of the Month Sampler - Sept 2005 - June 2006



The quilt is 84 inches square. For the above quilt you will need at least:

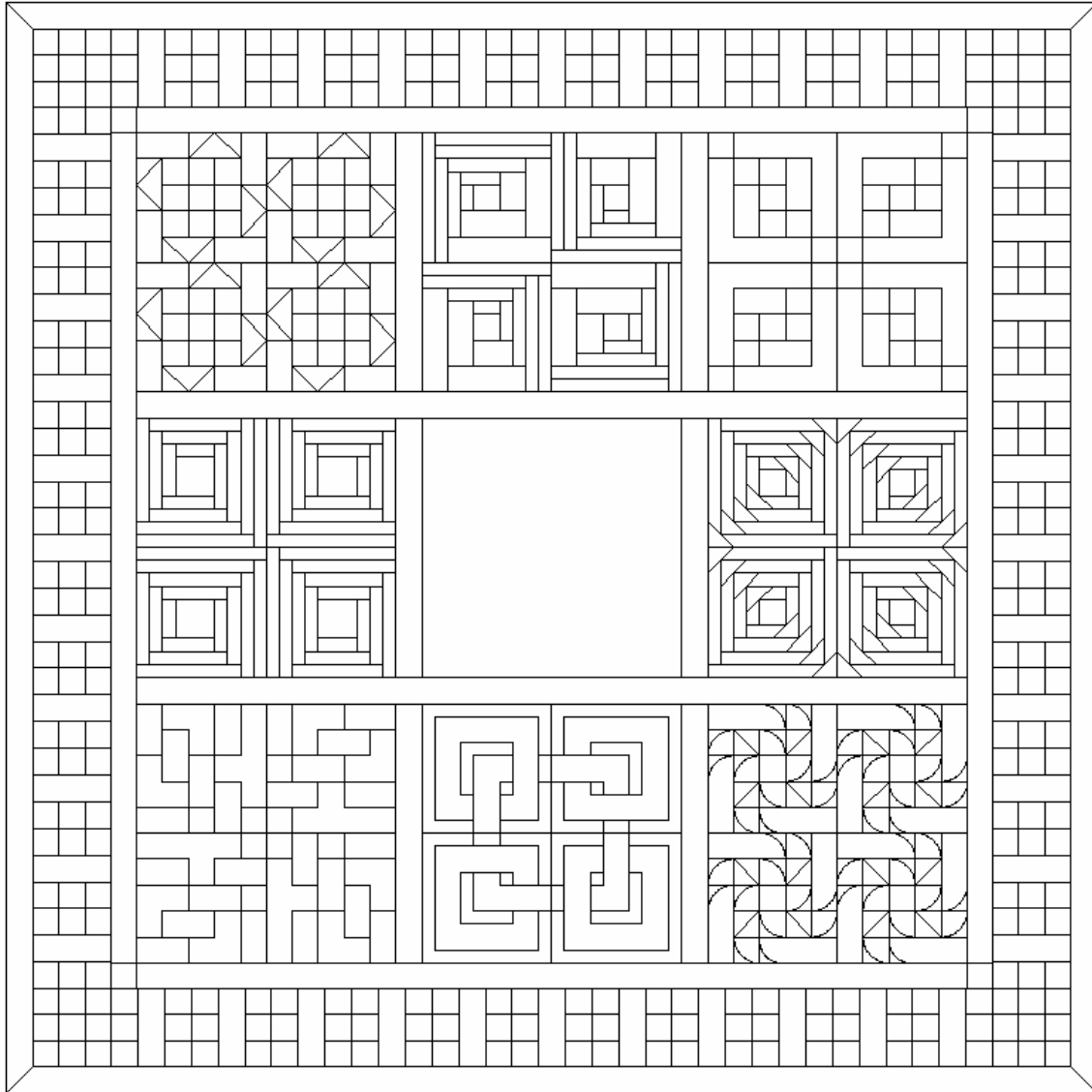
Fabrics	Centre Nine-Patch	Sashing * Borders	Binding (cut 2 $\frac{1}{4}$ inches)
Light ***	2.2 m	0.5	-
Medium 1	1 m	1	-
Medium 2	1 m	1	-
Dark	0.5	1.5	0.6 (9 strips)




\*- Assuming piecing dark border strips - if not, you will need 2.2 m

\*\*\* - If centre square is the same light see page 3 for special cutting instructions

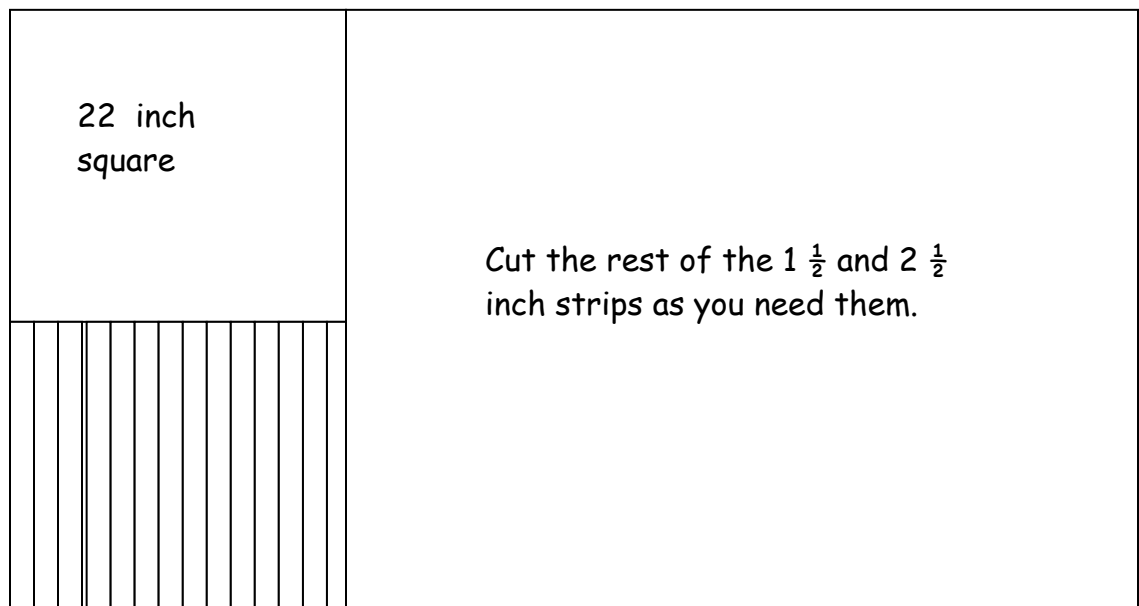
## Here is a page with just the block lines

Take some coloured pencils that closely match your fabrics and colour in the various colours. You might want to make photocopies of this page to try out different ideas.



fabric		Colour	Fabric Sample
light			
medium 1			
medium 2			
dark			

If you are using your light fabric for the centre block - make sure you cut it first:



Cut 14 - 1  $\frac{1}{2}$  inch strips