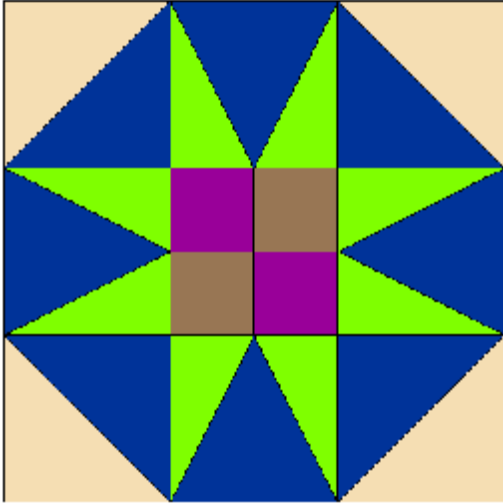


# Judy In Arabia

12 inches finished (12 ½ inches edge to edge)



Judy In Arabia is from Beth Gutcheon's book "The Quilt Design Workbook" in 1976.

Our two Judys are Judith Campbell and Judy Ellis - you can read a bit about them later. For now, Judith likes blues and lime in combination, and Judy likes earthy colours - an interesting combination.

Let's do a lime green star with an earthy centre of wine and taupe!

## Cutting:

Background (cream tone on tone)



2 - 5 inch squares - draw a diagonal pencil line on the wrong side of each

Your fabric



Colour 1 ( rich dark blue)



2 - 5 inch squares

4 - 5 inch squares (for paper piecing section)

OR 4 - 4 ½ inch triangles cut with TRI ruler of the TRI -RECS tool



Colour 2 (light limey green - although I have never actually seen a lime this colour)



8 - 3 by 5 inch squares (for paper piecing)

OR 4 PAIR of 4 ½ inch triangles cut with the RECS ruler of the TRI -RECS tools.



Colour 3 (lovely deep red wine colour)



2 - 2 ½ inch squares



Colour 4 (real taupe)



2 - 2 ½ inch squares

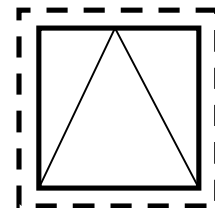


Assembly:

For the star points – Make 4, they must measure 4 ½ inches square when complete.

Paper Piecing – draw a 4 inch square on your paper, then draw a line from the centre of the top of the square to each lower corner. This will form your pattern.

Now start with the Blue in the centre, and add the green on either side. Complete the square, remembering to add the seam allowance on the outside.



TRI\_RECS – sew a pair of RECS triangles to each TRI triangle.  
Remember which way is up!

Corners –

Layer the background squares with the Blue 5 inch squares right sides together.

Sew ¼ inch on both sides of the pencil lines you drew on the background squares


Cut on the pencil line – open up each square and press to the BACKGROUND ( I know it's not good practise but it will be much easier to sew this way)

SQUARE up to 4 ½ inches.



Centre –

The centre is a four patch with the four remaining squares. This too must measure 4 ½ inches.



To complete the block – sew the nine sections together as shown in the diagram at the top of page 1.

And now for our Judys –

*Judith Campbell –Judith is a native Vancouverite. She says: 'My grandmother was a quilter and as a child I learned to quilt. My first full size quilt alone was a Colonial Ladies appliqué when I was thirteen. I have worked in fabric shops and also used my Teaching credentials to teach. But the biggest support was when I became the first western representative on the CQA/ACC Board. I went on to become President and through that I ended up teaching in all the provinces and territories in Canada. My husband has been supportive in his own way – he pays the fabric bills.' Judith has 5 kids, 11 grandchildren, 3 toy poodles and 2 very large fish in a 70 gallon tank that belong to the dog. She is most proud of the appliqué quilt she made for her President's quilt for CQA/ACC. Judith also says 'I tend to keep in the background at guilds now. I have held so many positions over the years that I have reached the point of not wanting to be on the executive of anything. My husband keeps trying to find me a part time job or volunteer position as he feels I spend too much time at home. After working and volunteering for so many years I love being home alone with my fabric and stuff.' A favourite colour combination is blue and lime!*

*Judy Ellis writes: I was born in Vancouver and have lived in Vancouver, Burnaby or in Coquitlam all my life. I used to do a lot of sewing when my children were young, as well as crafts, knitting, crocheting, and needlework. Quilting seemed a normal progression for me after I retired as an elementary schoolteacher. I love all the mathematical premises of quilting and how pieces go together like a puzzle. I enjoy the social camaraderie of quilters and their willingness to share, which is similar to teachers. My favourite colours are green and blue, but I also like earth tones for quilting, like the combination of green, taupe and wine. I have a blended family, two children and three stepchildren with one grandchild and five step-grandchildren. I recently remarried and now have an even larger family. We have a small dog to keep us company. I am proud of my children and other members of my family who pull together in stressful times and we've had a few of those of late. I enjoy friendships with people from many different circles, quilting, teaching, sports and activities. I enjoy challenges and am always eager to learn something new.*