


# Martha Washington Star

9 inches finished (9½ end to end)

For this year's Community Quilt, Shirley is asking for bright pastels, or batiks.



No red, brown, cream, white or black please!!

The Martha Washington Star was first recorded in Quilt Blocks from The Farmer's Wife in 1932.

It is based on an 8 by 8 grid, so some of the sizes are a bit unusual.

## Background

- 4 - 2  $\frac{3}{4}$  inch squares
- 1 - 6 inch square

## For the Pinwheels (2 colours)

- 2 - 2  $\frac{3}{4}$  inch squares of two different fabrics.

## For the star Points

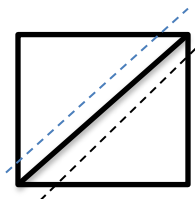
- 4 - 3 1/2 inch squares

## For the triangles surrounding the PinWheels

- 2 - 3 1/8 inch squares but in half diagonally

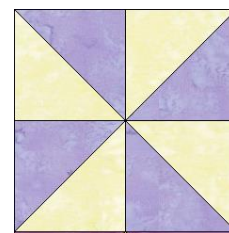
First, the pinwheels.

Draw a diagonal line on back of the two lighter squares.  
Place right sides together with the darker squares.  
Sew  $\frac{1}{4}$  inch on either side of the lines.  
Cut along the pencil line, and press to the dark side.

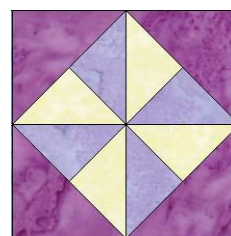


You should have four half square triangles - square them up to 2 inches.

Sew them as shown - square up to a 3  $\frac{1}{2}$  inch square



Sew the four triangles around the square - opposite sides first, then the other two sides. Trim up to a 5 inch square.


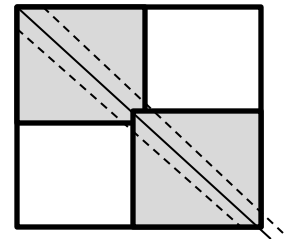


Now for the flying geese - let's make all four at the same time:

On your star point squares - mark the diagonal on the back. Put two of the squares on your 6 inch square of background on opposite corners so that the lines appear to be continuous.

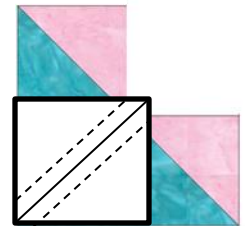
Sew  $\frac{1}{4}$  inch on either side of this joined line.

Cut on the drawn line. Press the seam towards the smaller squares.



To each large background triangle shape, add another square on the last corner, so that the line you drew goes from the corner, to the point between your small triangles.

Sew on either side of the line - again  $\frac{1}{4}$  inch away then cut on the Line.



Now you should have four flying geese measuring  $2\frac{3}{4}$  by 5 inches.

All you have to do is put the nine patches together, and you have Martha Washington Star:

